



State of Schools Report

Boyd County Schools



Boyd County Schools is committed to inspiring students to become lifelong learners and productive citizens.

Boyd County School Improvement Goals

Boyd County Public Schools will utilize data-based decision making to support the whole child by implementing a Multi-Tiered System of Support to increase student success in reading.

By May 2029, students in grades K-4 will increase proficiency from 83% to 88% as measured by the Reading Composite Score on the Acadience Reading Assessment.

- Spring 2024: 81%
- **Spring 2025: 80%**

By May 2029, students at Boyd County Public Schools will increase proficiency from 60% to 65% as measured by the Nebraska State Reading Assessment administered each spring.

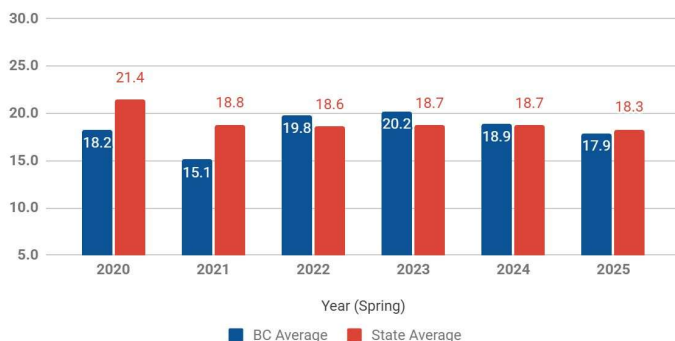
- Spring 2024: 60%
- **Spring 2025: 64%**

By May 2029, students in grades K-10 at Boyd County Public Schools will increase from 78% to 83% proficient as measured by the Spring MAP Reading Assessment.

- Spring 2024: 73%
- **Spring 2025: 79%**

ACT 11th Grade Class Average Composite Scores

Statewide Test 2020–Present



ACT performance at Boyd County has fluctuated over time, with a notable dip in 2021 followed by improvement that exceeded the state average in 2022, 2023 and 2024. While recent scores have declined slightly, Boyd County's averages have remained close to the state average.

2025 Nebraska State Assessment (NSCAS)

English Language Arts

Percentage of students who scored proficient or above

Boyd County Compared to the Nebraska State Average

	3rd	4th	5th	6th	7th	8th	Total
Boyd County	43%	83%	72%	59%	61%	70%	64%
NE State Avg	57%	60%	56%	59%	58%	63%	58%

Mathematics

Percentage of students who scored proficient or above

Boyd County Compared to the Nebraska State Average

	3rd	4th	5th	6th	7th	8th	Total
Boyd County	76%	74%	72%	71%	58%	61%	67%
NE State Avg	60%	61%	59%	56%	55%	57%	58%

Science

Percentage of students who scored proficient or above

Boyd County Compared to the Nebraska State Average

	5th	8th	Total
Boyd County	94%	74%	83%
NE State Avg	83%	76%	79%

The **Nebraska Student-Centered Assessment System (NSCAS)** is a statewide test given to all 3-8th graders in the spring. The tests measures how well students are learning grade-level skills in reading, math, and science. Results help families and schools understand student progress and identify areas of strength and growth.

Nebraska Department of Education AQUESTT Rankings

	2023	2024	2025
BC District (PK-12)	3 (Great)	3 (Great)	3 (Great)
BC High School (9-12)	4 (Excellent)	2 (Good)	2 (Good)
BC Middle School (5-8)	3 (Great)	3 (Great)	3 (Great)
BC Elem Butte (K-4)	4 (Excellent)	4 (Excellent)	4 (Excellent)
BC Elem Lynch (K-4)	3 (Great)	2 (Good)	3 (Great)

Nebraska Department of Education uses the AQUESTT system to classify schools based on a combination of educational components but mostly on student achievement on state assessments. Schools receive a rating between 1 and 4, with 4 being "Excellent."

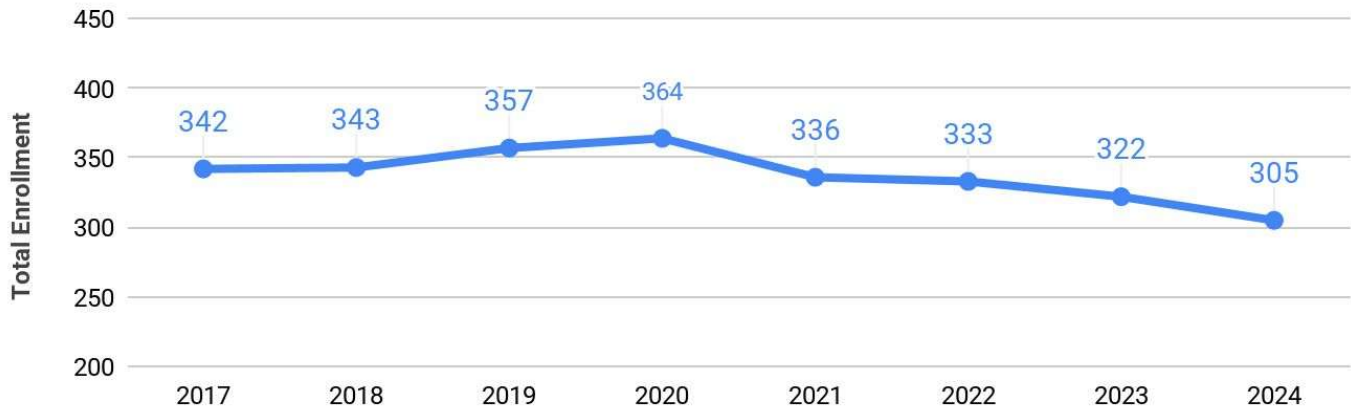


State of Schools Report Boyd County Schools



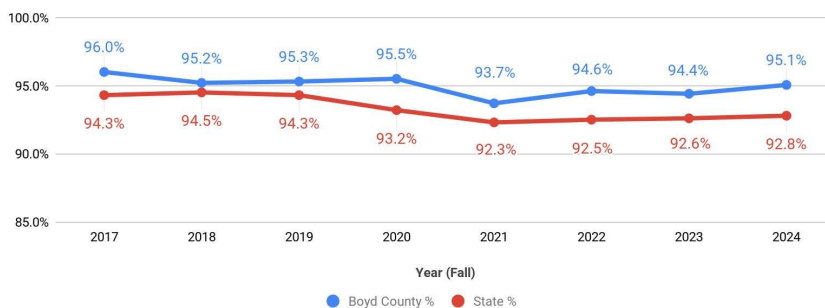
Boyd County Schools is committed to inspiring students to become lifelong learners and productive citizens.

Boyd County Schools District Enrollment (PK-12th)



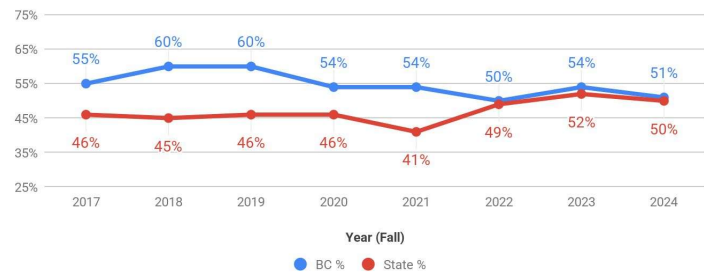
Total enrollment increased steadily from 2017 through 2020, peaking at 364 students, which reflects a period of gradual growth and stability. Since 2020, enrollment has declined each year, dropping to 305 students in 2024, representing an overall decrease of 59 students from the 2020 peak and a clear downward trend over the past four years.

Boyd County Attendance Rate compared to the State Average



Boyd County's attendance rate has consistently met or exceeded the state average across all years shown. While there was a noticeable dip in 2021, attendance has steadily rebounded since then and remains strong compared to statewide trends.

Boyd County Free & Reduced Enrollment compared to the State



Free and reduced lunch enrollment in Boyd County has remained relatively stable over time, generally staying above the state average. While percentages have fluctuated year to year, Boyd County has consistently reflected a higher level of economic need compared to the state.

Financial Information

Year	State Aid	Levy	Valuation	Tax Request
2021-2022	121,380	0.691054	651,426,961	4,501,709
2022-2023	179,914	0.686666	670,995,191	4,607,498
2023-2024	563,224	0.690513	684,866,355	4,729,091
2024-2025	553,580	0.64372	790,720,289	5,090,076
2025-2026	470,249	0.58004	901,226,393	5,727,474

Over the past five years, district valuation has increased significantly, which has allowed the levy to gradually decrease while still supporting rising tax requests driven by overall budget needs. State aid increased sharply beginning in 2023–2024, helping offset local tax burden.